

Read Book Engine Diagram Honda Accord

Engine Diagram Honda Accord

Thank you for reading **engine diagram honda accord**. As you may know, people have search hundreds times for their favorite books like this engine diagram honda accord, but end up in infectious downloads.

Rather than reading a good book with a cup of tea in the afternoon, instead they juggled with some infectious virus inside their laptop.

engine diagram honda accord is available in our book collection an online access to it is set as public so

Read Book Engine Diagram Honda Accord

you can get it instantly.
Our digital library spans in
multiple locations, allowing
you to get the most less
latency time to download any
of our books like this one.
Kindly say, the engine
diagram honda accord is
universally compatible with
any devices to read

~~?? EPUB BOOK — 2000 Honda
Accord Engine Diagram Wiring
Schematic ??~~ **2000 Honda
Accord Engine Diagram Wiring
Schematic** ~~2003-2007 Honda
Accord Engine Anatomy Engine
Overview — Honda Accord
HONDA ACCORD 2013+ UNDER THE
HOOD TUTORIAL follow STEP BY
STEP Timing Belt Replacement
'97-'02 Honda Accord ✓ Fix~~

Read Book Engine Diagram Honda Accord

*it Angel [??] 1999 Honda
Accord Engine Diagram Honda
Accord V6 3.0L Engine Swap
Removal J30A4 (2003 - 2007)
1998-2002 Honda Accord
Coolant Temperature Sensor
Honda Accord 2.4L Drive Belt
(Serpentine) Replacement
(I4) 2004 (2003-2007
Similar) Honda Accord
Distributor Firing Order
F23A1 and F23A4 **Honda VTEC
System Testing (P1259
trouble code)** This Honda
Accord Has a Serious Problem
Honda Accord Hidden Feature
2006 2007 2008 2009 2010
2011 2 Inside the Honda
distributor, looking for
fire How to get EXACT
INSTRUCTIONS to perform ANY
REPAIR on ANY CAR (SAME AS*

Read Book Engine Diagram Honda Accord

DEALERSHIP SERVICE) *How to
Clean EGR Passage in V6
Engine (1998-2002 Honda
Accord and Acura) P0401 code
P2646 Honda Accord ,VTC
strainer, Cleaning The
Screens*

HOW TO PROGRAM ANY HONDA,
ACURA , ENGINE COMPUTER JUST
BY USING YOUR SMART PHONE

Misfire caused by a
misadjusted crank sensor
(rubbing on flywheel) ~~How To
Remove Pet Hair and Odor
From Your Car or Truck~~

~~EricTheCarGuy HONDA ACCORD
COOLING FANS NOT WORKING. #2~~


~~MANUAL PDF 1993 Honda
Accord Cluster Wiring
Diagram Misfire Case Study
(1999 Honda Accord)~~

2003-2007 Accord 2.4 10


Read Book Engine Diagram Honda Accord


minute alternator

replacement 2003-2012 Honda Accord serpentine belt

*replacement  **Auto Zone***

Wiring Diagrams 1995 Honda

Accord Ex  *1995 Honda*

Accord Cooling System Wiring Diagram  EPUB - 2001 Honda

Accord Coupe Engine Diagram

~~Operation and testing of a~~

~~Honda main relay (PGM-FI) —~~

~~an SD Premium video Engine~~

Diagram Honda Accord

Description: Honda Accord

Engine Diagram | Diagrams:

Engine Parts Layouts within

95 Honda Accord Engine

Diagram, image size 736 X

813 px, and to view image

details please click the

image.. Here is a picture

gallery about 95 honda

Read Book Engine Diagram Honda Accord

accord engine diagram
complete with the
description of the image,
please find the image you
need.

95 Honda Accord Engine
Diagram | Automotive Parts
Diagram ...

2000 honda accord engine
diagram - here you are at
our website. At this time we
are pleased to declare that
we have discovered an
awfully interesting topic to
be pointed out, that is 2000
honda accord engine diagram.
Many individuals searching
for details about 2000 honda
accord engine diagram and
certainly one of them

Read Book Engine Diagram Honda Accord

2000 Honda Accord Engine
Diagram | Automotive Parts

...

Description: Petroil Filtre
Honda Accord 1991: Where Can
I Find The Fuel (Gas) with
1991 Honda Accord Engine
Diagram, image size 992 X
599 px, and to view image
details please click the
image.. Here is a picture
gallery about 1991 honda
accord engine diagram
complete with the
description of the image,
please find the image you
need.

1991 Honda Accord Engine
Diagram | Automotive Parts

...

1996 honda accord engine

Read Book Engine Diagram Honda Accord

diagram - Hello beloved visitor. Trying to find fresh thoughts is one of the interesting events however it can be also exhausted when we might not find the desired ideas. Precisely like you now, You are searching for fresh options concerning 1996 honda accord engine diagram right?

Description :

[1996 Honda Accord Engine Diagram | Automotive Parts](#)

...

Description: Parts® | Honda Accord Engine Crossmember Oem Parts for 1997 Honda Accord Engine Diagram, image size 600 X 826 px, and to view image details please

Read Book Engine Diagram Honda Accord

click the image.. Here is a picture gallery about 1997 honda accord engine diagram complete with the description of the image, please find the image you need.

[1997 Honda Accord Engine Diagram | Automotive Parts](#)

...

2001 honda accord engine diagram - here you are at our site. At this time were delighted to announce that we have found an extremely interesting content to be discussed, that is 2001 honda accord engine diagram. Some people trying to find info about 2001 honda accord engine diagram and of course

Read Book Engine Diagram Honda Accord

one of them is you, is

2001 Honda Accord Engine
Diagram | Automotive Parts

...

Description: Honda Pilot
Radiator Replacement -
Wiring Diagram For Car
Engine with regard to 2004
Honda Accord Parts Diagram,
image size 600 X 424 px, and
to view image details please
click the image.. Here is a
picture gallery about 2004
honda accord parts diagram
complete with the
description of the image,
please find the image you
need.

2004 Honda Accord Parts
Diagram | Automotive Parts

Read Book Engine Diagram Honda Accord

Diagram ...

Welcome to our Honda car parts online catalog With our Honda car parts diagrams online you can order all your Honda spare parts from home and get them delivered to the address of your choice. We recommend genuine Honda spares to maintain and repair your vehicle as they are specifically developed for your model. By choosing Honda original parts you can be sure that they have the best fit ...

HONDA CARS - Genuine Spare Parts Catalogue

Wrg 7170] 2003 Mazda Tribute
Fuse Diagram Honda Civic
Engine Diagram 2007 Mazda Cx

Read Book Engine Diagram Honda Accord

7 Engine Diagram 1997 Honda
We collect lots of pictures
about 2007 Honda Accord
Engine Diagram and finally
we upload it on our website.
Many good image inspirations
on our internet are the best
image selection for 2007
Honda Accord Engine Diagram

2007 Honda Accord Engine
Diagram | My Wiring Diagram
F22a Honda Accord Engine
Diagram - modapktown.com The
engine is installed in:
Honda Accord Honda Odyssey
Honda Prelude Acura CL Honda
Ascot Innova Rover 620i:
Honda F22B (F22A) engine
reliability, problems and
repair. In the beginning of
1991, the 2.2-liter F22

Read Book Engine Diagram Honda Accord

engine was launched.

F22a Honda Accord Engine Diagram

98 Honda Accord Engine

Diagram Description:

11200-P8A-A00 - Genuine

Honda Pan, Oil inside 1998

Honda Accord Engine Diagram,

image size 1080 X 552 px,

and to view image details

please click the image..

Here is a picture gallery

about 1998 honda accord

engine diagram complete with

the description of the

image, please find the image

you need.

98 Honda Accord Engine

Diagram - test.enableps.com

vtec wiring diagram obd1

Read Book Engine Diagram Honda Accord

elegant obd2 wiring diagram
daytonva150 of vtec wiring
diagram obd1 1996 toyota
rav4 engine diagram the
following schematic
illustrates the 2006 toyota
rav4 instrument of 1996
toyota rav4 engine diagram
We collect a lot of pictures
about 92 Honda Accord Engine
Diagram and finally we
upload it on our website.

92 Honda Accord Engine Diagram | My Wiring Diagram

It was powered by engines
varying from 2.0L inline
4-cylinder engine to 3.5L V6
engine and engines were
mated to 5-speed manual or
automatic or 6-speed manual
transmissions. The ninth

Read Book Engine Diagram Honda Accord

generation Honda Accord (2012-present) went on sale in 2012 in United States.

[Honda Accord Parts and Accessories at HondaPartsNow](#)

Assortment of honda accord wiring harness diagram. A wiring diagram is a streamlined standard pictorial depiction of an electric circuit. It reveals the components of the circuit as simplified forms, as well as the power and signal connections between the tools.

[Honda Accord Wiring Harness Diagram | Free Wiring Diagram](#)

Honda Accord - fuse box

Read Book Engine Diagram Honda Accord

diagram - engine compartment
relay holder no. 2. No.
Relay: R1: A/C Compressor
Clutch: R2: Condenser Fan:
WARNING: Terminal and
harness assignments for
individual connectors will
vary depending on vehicle
equipment level, model, and
market. Accord, Honda
electricity.

Honda Accord (1994 - 1997) -
fuse box diagram - Auto
Genius

Accord Engine Diagram How to
Read Codes From Your Check
Engine Light For Older. 2001
2006 Honda Accord Civic and
Prelude Serpentine belt.
mmucc us Thousands
collection of electric

Read Book Engine Diagram Honda Accord

wiring diagram. Honda
Wikipedia. Acura TL
Wikipedia. Plug in Hybrid
Cars Eartheasy Guides amp
Articles. HONDA 1 / 10

Haynes offers the best coverage for cars, trucks, vans, SUVs and motorcycles on the market today. Each manual contains easy to follow step-by-step instructions linked to hundreds of photographs and illustrations. Included in every manual:

- troubleshooting section to help identify specific problems;
- tips that give valuable short cuts to make

Read Book Engine Diagram Honda Accord

the job easier and eliminate the need for special tools; notes, cautions and warnings for the home mechanic; color spark plug diagnosis and an easy to use index.

There is a Haynes manual for most popular domestic and import cars, trucks, and motorcycles. By conducting complete tear-downs and rebuilds, the Haynes staff has discovered all the problems owners will find in rebuilding or repairing their vehicle. Documenting the process in hundreds of illustrations and clear step-by-step instructions makes every expert tip easy to

Read Book Engine Diagram Honda Accord

follow. From simple maintenance to troubleshooting and complete engine rebuilds, it's easy with Haynes.

When it comes to their personal transportation, today's youth have shunned the large, heavy performance cars of their parents' generation and instead embraced what has become known as the "sport compact"--smaller, lightweight, modern sports cars of predominantly Japanese manufacture. These

Read Book Engine Diagram Honda Accord

cars respond well to performance modifications due to their light weight and technology-laden, high-revving engines. And by far, the most sought-after and modified cars are the Hondas and Acuras of the mid-'80s to the present. An extremely popular method of improving vehicle performance is a process known as engine swapping. Engine swapping consists of removing a more powerful engine from a better-equipped or more modern vehicle and installing it into your own. It is one of the most efficient and affordable methods of improving your vehicle's performance. This

Read Book Engine Diagram Honda Accord

book covers in detail all the most popular performance swaps for Honda Civic, Accord, and Prelude as well as the Acura Integra. It includes vital information on electrics, fit, and drivetrain compatibility, design considerations, step-by-step instruction, and costs. This book is must-have for the Honda enthusiast.

For most of its lifespan, the Honda Odyssey has been a favored pick among minivans. Although the vehicle had a rather humble debut, it quickly hit its stride once Honda came out with the second-generation model,

Read Book Engine Diagram Honda Accord

which featured a spacious cabin and an innovative third-row seat that folds into the floor. Now in its fourth generation, the Odyssey is one of the top minivans currently available. The Honda Odyssey has made a strong showing, usually earning top honors in every minivan comparison test we've held. There are other minivans that rival the Odyssey's family-friendly features, but the Honda combines those attributes with confident driving dynamics and a long-standing record of reliability, making it an all-around family favorite. This ebook by Christopher

Read Book Engine Diagram Honda Accord

Clein will give a brief explanation on Honda odyssey ex-1, for more information visit: <http://www.mobilityvansales.com>

The first in a series of books compiled by Sport Compact Car magazine, this authoritative handbook takes on the hot rod trend of import performance. This specialized guide includes the latest how-to advice on every facet of modifying Honda Civics and Accords and Acura Integras.

The Honda K-Series engine was introduced in 2001, replacing the B-Series as the engine of choice for

Read Book Engine Diagram Honda Accord

Honda enthusiasts. These new K-Series engines are the most powerful stock Honda/Acura engines you can get. They featured new technology such as a roller rocker valvetrain, better flowing heads, and advanced variable cam timing technology that made these engines suddenly the thing to have. And that's where the engine swappers come in. In *Honda K-Series Engine Swaps*, author Aaron Bonk guides you through all the details, facts, and figures you will need to complete a successful K-Series swap into your older chassis. All the different engine variants are covered, as

Read Book Engine Diagram Honda Accord

well as interchangeability, compatibility, which accessories work, wiring and controls operation, drivetrain considerations, and more. While you can still modify your existing B-Series, dollar for dollar, you can't make more power than you can with a Honda K-Series engine. If you have an older chassis and are looking for a serious injection of power and technology, swapping a K-Series engine is a great option. Honda K-Series Engine Swaps will tell you everything you need to know.

Read Book Engine Diagram Honda Accord

Copyright code : aac23c91a39
f33dc02d5788b34d7cbfe